



Fund Update for the Britannia Retirement Scheme – Moderate Fund

For the quarter ended 31 December 2017.

This Fund Update was first made publicly available on 12 February 2018.

WHAT IS THE PURPOSE OF THIS UPDATE?

This document tells you how the Moderate Fund has performed and what fees were charged. The document will help you to compare the fund with other funds. Britannia Financial Services Limited prepared this update in accordance with the Financial Markets Conduct Act 2013. This information is not audited and may be updated.


DESCRIPTION OF THIS FUND

The Moderate Fund is invested with a greater exposure to income assets, such as cash and fixed interest investments, with some exposure to growth assets, such as Australasian and international equities. The Moderate Fund is designed to achieve returns from a portfolio with a greater proportion of income assets than growth assets.

Total value of the Fund	\$1,352,590
Number of investors	12
Date the Fund started	1 December 2016

WHAT ARE THE RISKS OF INVESTING?

Risk indicator for the Moderate Fund*





The risk indicator is rated from 1 (low) to 7 (high). The rating reflects how much the value of the fund's assets goes up and down. A higher risk generally means higher potential returns over time, but more ups and downs along the way.

To help you clarify your own attitude to risk, you can seek financial advice or work out your risk profile at www.sorted.org.nz/tools/investor-kickstarter.

Note that even the lowest category does not mean a risk-free investment, and there are other risks that are not captured by this rating.

This risk indicator is not a guarantee of a fund's future performance. The risk indicator is based on the market index return from 1 January 2013 to 30 June 2017 and actual fund return data from 1 July 2017 to 31 December 2017. The risk indicator will continue to be updated in future Fund Updates. See the Product Disclosure Statement (PDS) for more information about the risks associated with investing in this fund.

**As the fund was first invested in July 2017 returns from the underlying fund managers (or market indices where the fund managers' returns were unavailable) for the period to 30 June 2017 have been used for the above risk indicator. The risk indicator may therefore provide a less reliable indicator of the potential future volatility of the fund.*

HOW HAS THE FUND PERFORMED?

	Past year
Annual return (after deductions for charges and tax)	Not applicable
Annual return (after deductions for charges but before tax)	Not applicable
Market index annual return (reflects no deductions for charges and tax)	11.14%

The market indices on which the market index annual return is based are the following:

- S&P/NZX 90 Day Bank Bill Index
- 50:50 weighted average of the S&P/NZX Government Bond Index Total Return and S&P/NZX A Grade Corporate Bond Index Total Return Indices
- Barclays Global Aggregate Bond Index (100% hedged to the NZ dollar)
- S&P/ASX300 Accumulation Index (in NZ dollars)
- MSCI All Country World ex Australia Accumulation Index

Additional information about the market indices used in calculating the market index annual return for the fund is available on the offer register. The benchmark indices are defined in the Statement of Investment Policy and Objectives for the Britannia Retirement Scheme.



WHAT FEES ARE INVESTORS CHARGED?

Investors in the fund are charged fund charges. Based on the PDS dated 7 April 2017 these are expected to be: ¹

	% of net asset value
Total fund charges Which are made up of –	1.5% (estimated) ²
Total management & administration charges: Including –	1.5% (estimated) ²
Manager’s basic fee	0.99% (estimated) ²
Other management and administration charges	0.51% (estimated) ²
Total performance based fees	0.00%
Other charges	
Contribution Fee	Up to 2.5% (by agreement)
Transfer Out Fee	\$750.00
Early Withdrawal Fee	If you withdraw a total amount of more than 50% of your transferred UK funds in one or more withdrawals during the periods specified below, a fee will be payable as follows: <ul style="list-style-type: none">- \$750 if the withdrawals are made within 1 year;- \$375 if the withdrawals are made between 1 and 2 years; or- \$0 if the withdrawals are made more than 2 years, from the date the transferred UK funds were received into the Scheme.

Investors may also be charged individual action fees for specific actions or decisions (for example, for benefit calculation or overseas exchange of information fees). See the Other Material Information document for more information about those fees. This document can be found at www.companiesoffice.govt.nz/disclose.

Small differences in fees and charges can have a big impact on your investment over the long term.

EXAMPLE OF HOW THIS APPLIES TO AN INVESTOR?

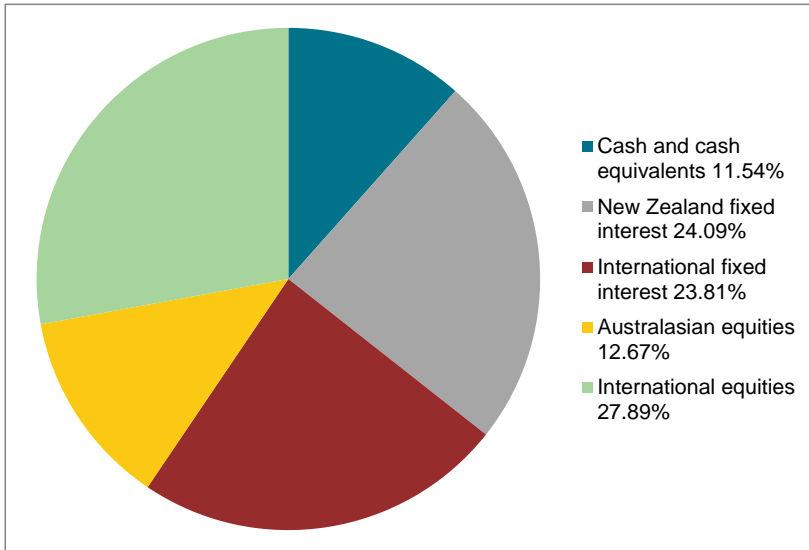
Liz had \$10,000 in the Moderate Fund six months ago and did not make any further contributions. At the end of six months, Liz received a return after fund charges and taxes were deducted of \$425 (that is 4.25% of her initial \$10,000). Liz also paid \$0 in other charges. This gives Liz a total return after tax of \$425 for the six months.



WHAT DOES THE FUND INVEST IN?

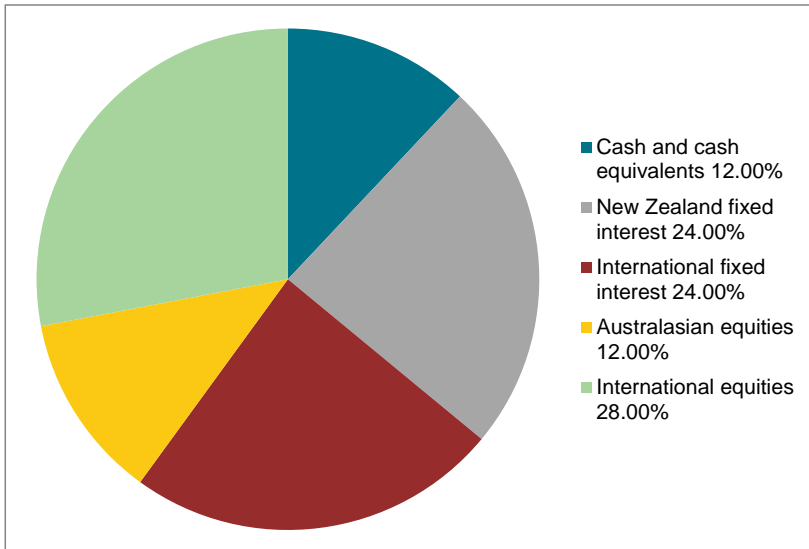
Actual investment mix

This shows the types of assets that the fund invests in.



Target investment mix

This shows the mix of assets that the fund generally intends to invest in.





Top 10 investments

Name	% of fund net assets	Type	Country
IOOF International Shares	27.89%	International equities	AU
Harbour Asset Management NZ Core Fixed Interest Fund	24.09%	New Zealand fixed interest	NZ
Dimensional Five-Year Diversified Fixed Interest Trust	23.81%	International fixed interest	AU
Harbour Asset Management NZ Equity Advanced Beta Fund	9.60%	Australasian equities	NZ
Harbour Asset Management Short Duration Fund	7.75%	Cash and cash equivalents	NZ
NZDNZD : NZD Cash or Cash Equivalents	3.78%	Cash and cash equivalents	NZ
IOOF Australian Shares	3.07%	Australasian equities	AU
NZDAUD : AUD Cash or Cash Equivalents	0.01%	Cash and cash equivalents	AU

KEY PERSONNEL

This table shows the 5 people who are directors or employees of the manager, of the investment manager, or of a related body corporate of either of them who have the most impact on investment decisions in relation to the Moderate Fund as at the relevant date.

Name	Current position	Time in current position	Previous other/position	Time in previous/other position
Mark Brown	Head of Fixed Income Portfolio Management at Harbour Asset Management	7 years 0 months	Head of Fixed Interest at National Mutual, AXA, Alliance Bernstein	15 years 8 months
Gregg Dell	General Manager of Wealth Products and General Counsel at Britannia Financial Services Ltd	1 year 10 months	Managing Director at Dell Consulting Ltd	3 years 11 month
Gavin Dixon	Chief Executive Officer and Director at Britannia Financial Services Ltd	2 years 0 months	Chief Executive Officer at Stream Holdings Group	6 months
Dan Farmer	Chief Investment Officer – IOOF Australia	0 years 5 months	Portfolio Equities Australian Equities IOOF	7 years 0 months
Alun Rees-Williams	General Manager Distribution and Director at Britannia Financial Services Ltd	17 years 2 months	Administration Manager at David Milner and Associates	9 years



FURTHER INFORMATION

You can also obtain this information, the Product Disclosure Statement for the Britannia Retirement Scheme and some additional information from the offer register at www.companiesoffice.govt.nz/disclose.

NOTES

¹ As the fund commenced on 1 December 2016 fee data described in the PDS was used for the fund charges table.

² Total fund charges are an estimated percentage of the value of your unitholding balance in the fund. This estimate is, in part, based on actual annual fees expected to be paid to underlying fund managers and is also based on anticipated investment levels in the fund. Actual charges may vary from the estimates provided.

Estimated total fund charges are exclusive of GST and are made up of the management fee, the underlying fund managers' fees and other administration fees, which are accrued on a daily basis and reflected in the unit price of the fund. Total fund charges comprise:

- management fees, which are paid to Britannia for the management of the fund's assets;
- underlying managers' fees and expenses (including any performance fees of their underlying funds), which are estimated and paid to the underlying fund managers for their management services; and
- other administration fees, which include the Supervisor's fee, the Custodian's fee, the Administration Manager's fees (for registry, valuation and unit pricing services), and the estimated accounting expenses of the fund.

The Manager may also charge reasonable auditing and other professional services charges to the fund in the future. Currently the Manager does not charge these fees to the fund, so the estimated fee for these professional services is nil.