



# Fund Update for the Britannia Superannuation Scheme – Global Equities Fund

**For the year ended 31 March 2020.**

This Fund Update was first made publicly available on 30 June 2020.

## WHAT IS THE PURPOSE OF THIS UPDATE?

This document tells you how the Global Equities Fund has performed and what fees were charged. The document will help you to compare the fund with other funds. Britannia Nominees Limited prepared this update in accordance with the Financial Markets Conduct Act 2013. This information is not audited and may be updated.

## DESCRIPTION OF THIS FUND

The objective of this investment option is to achieve long-term capital growth utilising a portfolio of global shares.

---


<b>Total value of the Fund</b>	\$16,190,695
<b>Number of investors</b>	820
<b>Date the Fund started</b>	19/05/2011

---



## WHAT ARE THE RISKS OF INVESTING?

Risk indicator for the Global Equities Fund



The risk indicator is rated from 1 (low) to 7 (high). The rating reflects how much the value of the fund's assets goes up and down. A higher risk generally means higher potential returns over time, but more ups and downs along the way.

To help you clarify your own attitude to risk, you can seek financial advice or work out your risk profile at [www.sorted.org.nz/tools/investor-kickstarter](http://www.sorted.org.nz/tools/investor-kickstarter).

Note that even the lowest category does not mean a risk-free investment, and there are other risks that are not captured by this rating.

This risk indicator is not a guarantee of a fund's future performance. The risk indicator is based on the returns data for 5 years to 31 March 2020. While risk indicators are usually relatively stable, they do shift from time to time. The risk indicator will continue to be updated in future Fund Updates. See the fund's last Investment Statement for more information about the risks associated with investing in this fund.



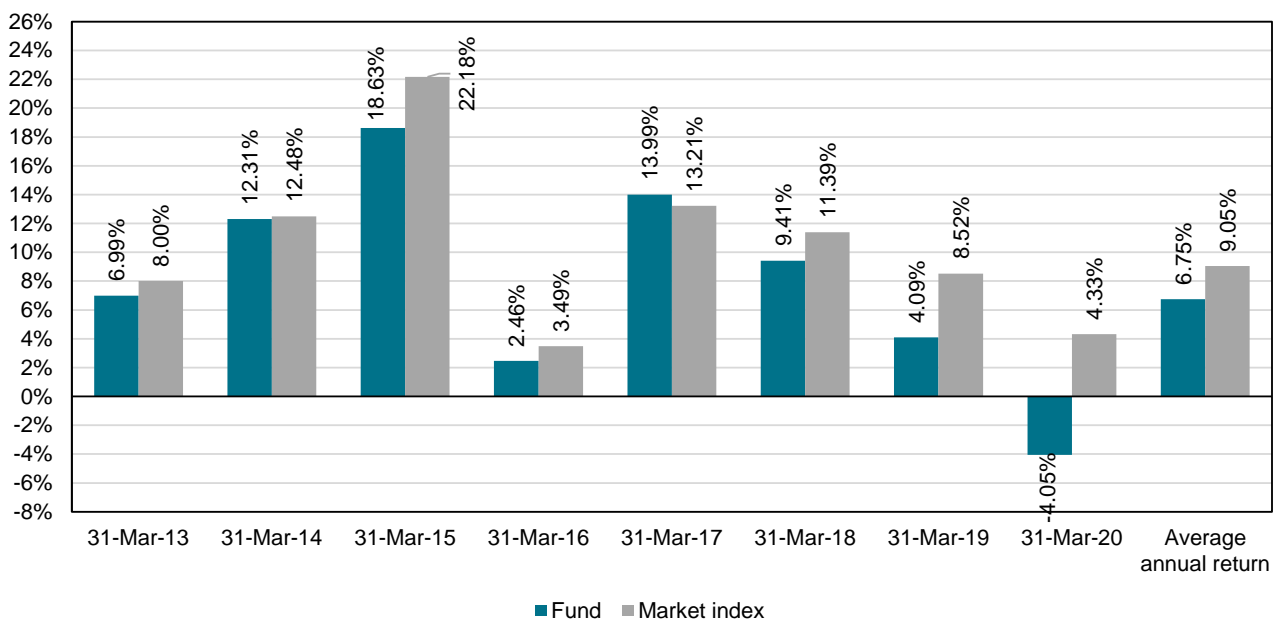
## HOW HAS THE FUND PERFORMED?

	Average over past 5 years	Past year
<b>Annual return</b> (after deductions for charges and tax)	5.00%	-4.05%
<b>Annual return</b> (after deductions for charges but before tax)	5.91%	-3.10%
<b>Market index annual return</b> (reflects no deductions for charges and tax)	8.12%	4.33%

The market index on which the market index annual return is based is the MSCI AC World Index ex Australia (net).

The benchmark indices are defined in the Statement of Investment Policy and Objectives for the Britannia Superannuation Scheme which is available at [companiesoffice.govt.nz/disclose](http://companiesoffice.govt.nz/disclose).

### Annual Return Graph



This shows the return after fund charges and tax for each year ending 31 March since the fund started. The last bar shows the average annual return since the fund started.

**Important:** This does not tell you how the fund will perform in the future.

Returns in this update are after tax at the highest prescribed investor rate (PIR) of tax for an individual New Zealand resident. Your tax may be lower.

### Fund Update

Britannia Superannuation Scheme



## WHAT FEES ARE INVESTORS CHARGED?

Investors in the Global Equities Fund are charged fund charges. In the year to 31 March 2020 these were<sup>1</sup>:

	<b>% of net asset value</b>
<b>Total fund charges</b>	2.32%
Which are made up of –	
<b>Total management &amp; administration charges:</b>	2.32%
Including –	
Manager’s basic fee	0.95%
Other management and administration charges	1.37%
<b>Total performance based fees</b>	0.00%
<b>Other charges</b>	
Contribution Fee	Up to 5% (including GST, if any) of all amounts invested in the Scheme.
Transfer Out Fee	\$750.00

Investors may also be charged individual action fees for specific actions or decisions (for example, a benefit calculation fee). See the fund’s last Investment Statement for more information about those fees. This document can be found at [www.britanniafinancial.com](http://www.britanniafinancial.com).

Small differences in fees and charges can have a big impact on your investment over the long term.

## EXAMPLE OF HOW THIS APPLIES TO AN INVESTOR?

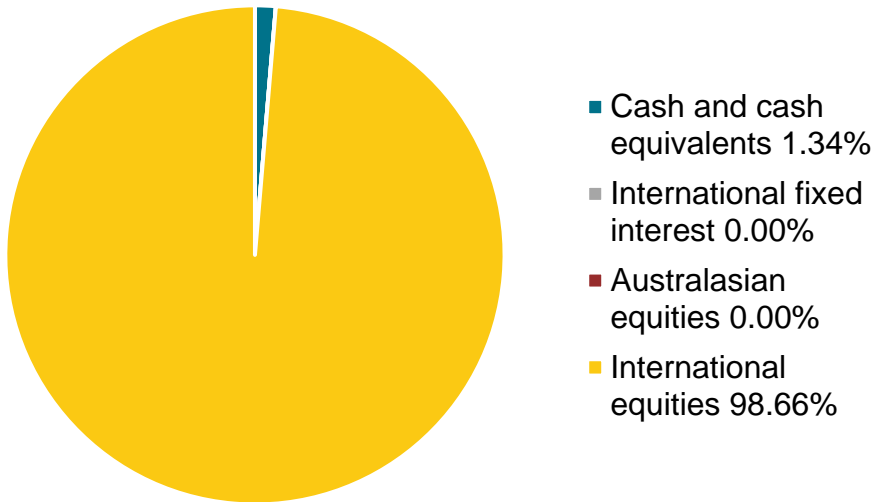
Liz had \$10,000 in the Global Equities Fund at the start of the year and did not make any further contributions. At the end of the year, Liz received a return after fund charges but before taxes were deducted of -\$310 (that is -3.10% of her initial \$10,000). Liz also paid \$0 in other charges. This gives Liz a total return after tax of -\$405 for the year.



## WHAT DOES THE FUND INVEST IN?

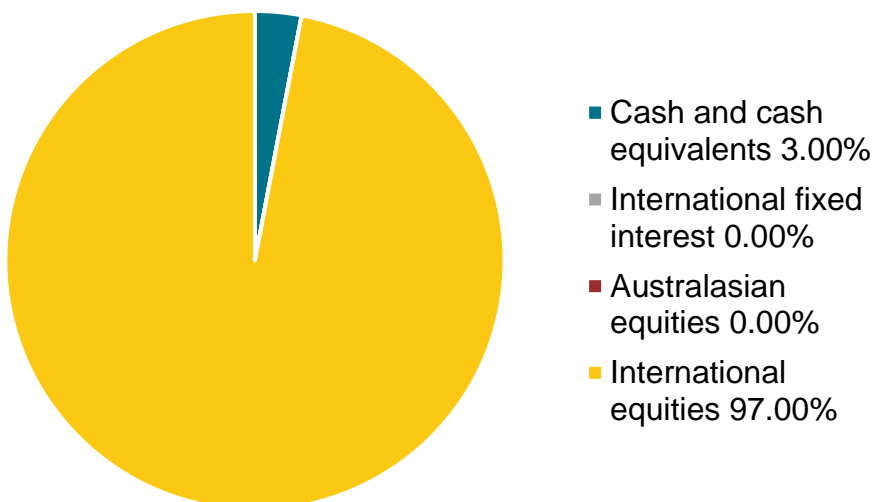
### Actual investment mix

This shows the types of assets that the fund invests in.



### Target investment mix

This shows the mix of assets that the fund generally intends to invest in.





**Top 10 investments**

Asset name	% of fund net assets	Type	Country	Credit rating
Apple Inc	2.38%	International equities	US	
Microsoft Corp	2.33%	International equities	US	
Amazon Com Inc	1.39%	International equities	US	
BNZ - Cash at bank	1.34%	Cash and cash equivalents	NZ	AA-
JP Morgan Chase & Co	1.08%	International equities	US	
Facebook Inc	0.90%	International equities	US	
Verizon Communications	0.87%	International equities	US	
AT & T Inc	0.81%	International equities	US	
Intel Corp	0.78%	International equities	US	
Alibaba Group Holdings Ltd	0.77%	International equities	CH	
<b>Total value of top 10 assets</b>	<b>12.65%</b>			

There is currently no currency hedging strategy in place. That strategy may change in future.

**KEY PERSONNEL**

This table shows the 5 people who are directors or employees of the manager, of the investment manager, or of a related body corporate of either of them who have the most impact on investment decisions in relation to the Global Equities Fund as at the relevant date.

Name	Current position	Years	Months	Previous position	Years	Months
Dan Farmer	Chief Investment Officer - IOOF Australia	2	8	Portfolio Equities	7	0
Alun Rees-Williams	General Manager Distribution and Director at Britannia Financial Services Ltd	19	5	Administration Manager at David Milner and Associates	9	0
Gavin Dixon	Chief Executive Officer and Director at Britannia Financial Services Ltd	4	3	Chief Executive Officer at Stream Holdings Group	0	6
Stephen Joss	Licensed Independent Trustee/Director at Britannia Nominees Ltd	3	4	Director of Tierra Landscape Development Ltd	12	3
Gregg Dell	General Manager of Wealth Products and General Counsel at Britannia Financial Services Ltd	4	1	Managing Director at Dell Consulting Ltd	6	1

**FURTHER INFORMATION**

You can also obtain some additional information from the scheme register at [www.companiesoffice.govt.nz/disclose](http://www.companiesoffice.govt.nz/disclose).



## NOTES

<sup>1</sup> Total fund charges are exclusive of GST and are made up of the management fee, the underlying fund managers' fees and other administration fees, which are accrued on a daily basis and reflected in the unit price of the fund. Total fund charges comprise:

- management fees, which are paid to Britannia for the management of the fund's assets;
- underlying managers' fees and expenses (including any performance fees of their underlying funds), which are estimated and paid to the underlying fund managers for their management services; and
- other administration fees, which include the Administration Manager's fees (for registry, valuation and unit pricing services), and the estimated accounting expenses of the fund.

The Manager may also charge reasonable auditing and other professional services charges to the fund in the future. Currently the Manager does not charge these fees to the fund, so the estimated fee for professional services is nil.